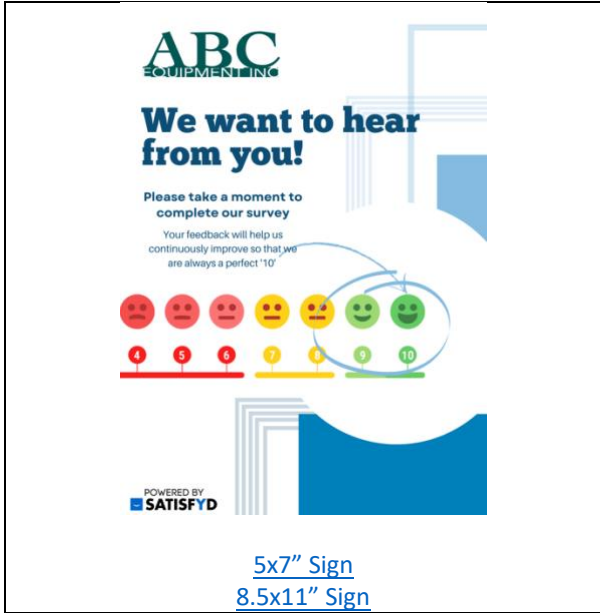


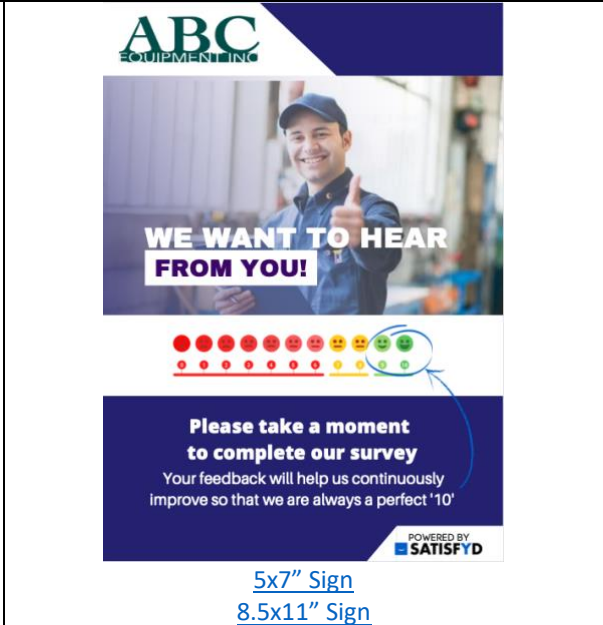


Making customers aware of the opportunity to provide feedback is the first step toward gathering the important information about their experiences that will help you continuously improve your business practices. SATISFYD is pleased to provide fully-customizable templates for point-of-sale signage. You can add your logos, edit the text, and download artwork or order printed signs.

1. Access the Point-of-Sale sign templates in Canva

Click on the links below to access the style and size of sign you want.

 <p>ABC EQUIPMENT INC.</p> <h3>We want to hear from you!</h3> <p>Please take a moment to complete our survey</p> <p>Your feedback will help us continuously improve so that we are always a perfect '10'</p> <p>POWERED BY SATISFYD</p>	 <p>ABC EQUIPMENT INC.</p> <h3>We want to hear from you!</h3> <p>Please take a moment to tell us about your experience today. It is our mission to always be a 10 in your eyes!</p> <p>Thank you for your feedback!</p> <p>POWERED BY SATISFYD</p>
 <p>WE WANT TO HEAR FROM YOU!</p> <p>ABC EQUIPMENT INC.</p> <p>Please take a moment to complete our survey</p> <p>Your feedback will help us continuously improve so that we are always a perfect '10'</p> <p>POWERED BY SATISFYD</p>	 <p>ABC EQUIPMENT INC.</p> <h3>WE WANT TO HEAR FROM YOU!</h3> <p>Please take a moment to complete our survey</p> <p>Your feedback will help us continuously improve so that we are always a perfect '10'</p> <p>POWERED BY SATISFYD</p>

[5x7" Sign](#)
[8.5x11" Sign](#)

[5x7" Sign](#)
[8.5x11" Sign](#)

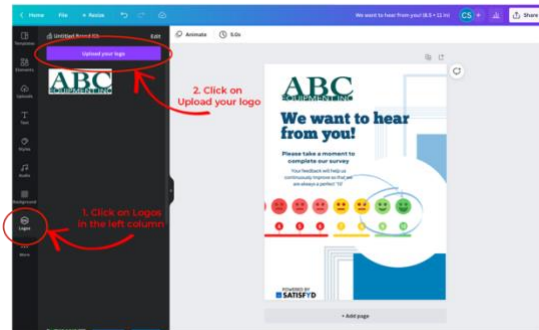
[5x7" Sign](#)
[8.5x11" Sign](#)

[5x7" Sign](#)
[8.5x11" Sign](#)

2. Edit the content as desired.

To replace the logo:

1. Click on Logos in the left column
2. Click on the Upload your logo button
3. Navigate to your logo and click Upload
4. Click on the logo in the left panel once upload is complete
5. Delete the existing logo; resize and reposition your new logo as desired



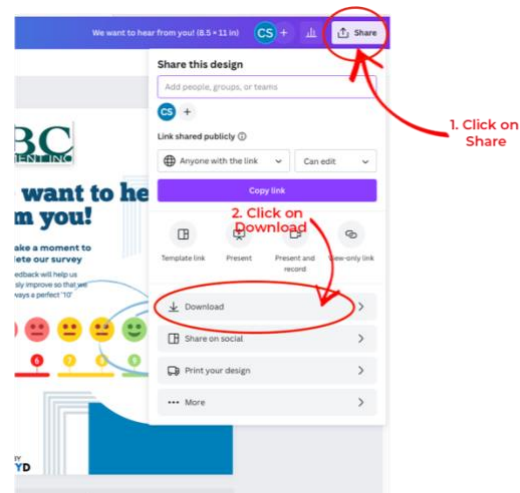
To edit the text:

1. Click on the text you want to edit
2. Make your changes
3. To change text font, color, or size, use the tools in the top bar of the window once you have clicked on the text.

3. Order your printed signs

To use your own print shop or frame yourself

1. Click on Share in the upper right of the screen
2. Click on Download
3. Select **PDF Print** for the file type to download
4. Print options with this method include:
 - send the PDF to your local print shop and complete the order through them
 - upload the PDF to an online print source such as Vistaprint.com or Fedex.com
 - print the sign on your own printer and mount it in a tabletop holder such as this, [available on Amazon](#):



To order directly through Canva (poster sized)

1. Click on Share in the upper right of the screen
2. Click on Print your design
3. Select the style and size you would like to print
4. Canva will automatically resize your image to fit your selected output size